

# Sand

## 55×37 swirlflush



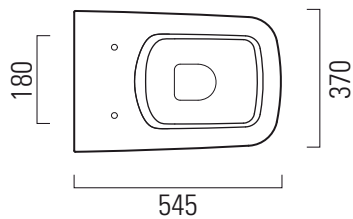
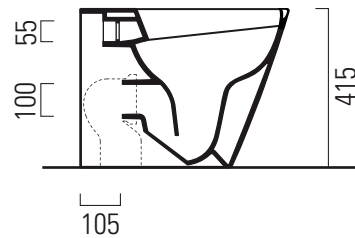
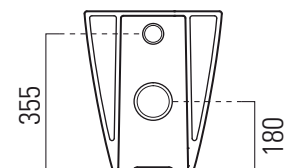
Wc  
54,5×37 cm  
26,7 kg



WC predisposto per scarico a parete oppure a pavimento tramite curva tecnica, con sistema di scarico **Swirlflush®**

Wall wc with or floor outlet (through pipe fitting), with **Swirlflush®** system.

Colori - Colours	Codici - Codes	Fori - Tapholes
<input type="radio"/> Bianco lucido - White glossy	9010 11	-



Raccordi di scarico - Flushing connections	Codici - Codes	Interasse - Distance
	MCURVA	* 105
	MCURVA90	* Da 60 a 70 mm * From 60 to 70 mm

# Sand

## 55×37



Bidet  
54,5×37 cm  
23,1 kg



BIDET monoforo con foro troppopieno.

BIDET single taphole, with overflow.

Colori - Colours	Codici - Codes	Fori - Tapholes
<input type="radio"/> Bianco lucido - White glossy	9062111	monoforo / one taphole fitting

