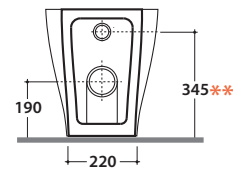
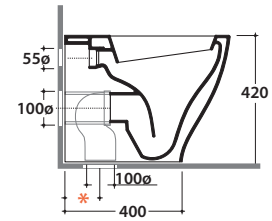
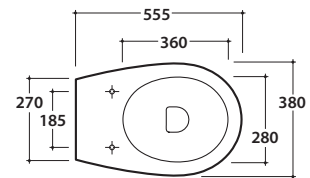


BOWL+ VASO BP001.BI

GLOBO



Cod. **BP001.BI**

Vaso a terra con carico e scarico regolabile. Scarico parete trasformabile a pavimento tramite curva tecnica fornita a richiesta. Installazione filo parete. Scarico 4,5 / 3 Lt. Completo di fissaggi. Peso 25 kg.

Floor mounted pan with adjustable water inlet/outlet. Wall drain turning into floor drain by means of the PVC pipe supplied on demand.

Back to wall installation. Drain 4,5 / 3 Lt. Fixing kit included. Weight 25 kg.

**Quote d'installazione standard- Standard installation measures*



Cod. **BP0019BI**

Coprivaso in termoindurente cerniere cromate. Peso 3 kg.

Thermo-setting seat-cover with chromium-plated hinges. Weight 3 kg.

Cod. **BP020BI**

Coprivaso in termoindurente chiusura rallentata. Peso 3 kg.

Thermo-setting seat-cover with soft-closing system. Weight 3 kg.



Cod. **VA077***

Raccordo per scarico a pavimento regolabile da 6 a 11 cm ø 10.

Elbow pipe for floor drain. Adjustable 6/11 cm ø 10



Cod. **VA079***

Curva tecnica per lo scarico a pavimento regolabile da 12 a 15 cm ø 11.

Elbow pipe for floor drain. Adjustable 12/15 cm ø 11.



Cod. **VA078***

Raccordo per scarico a pavimento regolabile da 16 a 20 cm ø 10

Elbow pipe for floor drain. Adjustable 16/20 cm ø 10



Cod. **VA086****

Raccordo eccentrico per entrata acqua h 33 cm o h 36 cm. ø 4

Eccentric pipe for water inlet 33/36cm ø 4



Cod. **VA076**

Raccordo per scarico a parete cm 25. Peso 0,3 kg.

Pipe for wall drain 25cm. Weight 0,3kg.



Cod. **VA132**

Riduttore flusso di scarico.

Flow reductor.

