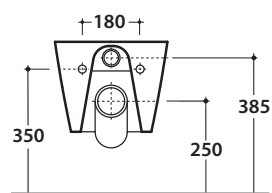
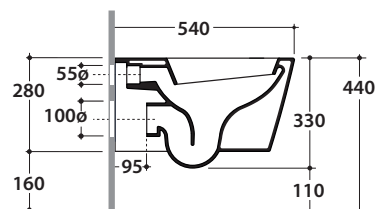
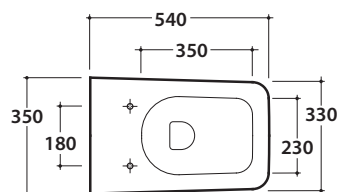


INCANTHO VASO INS02.BI

GLOBO




Cod. **INS02.BI**

Vaso sospeso 54.33 con sistema di fissaggio nascosto.

Scarico 4,5/3 Lt. Peso 23 kg.

Wall-hung WC 54.44 provided with hidden fixing system.

Drain 4,5/3 Lt. Weight 23 kg.



Cod. **IN019BI**

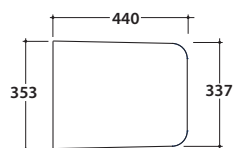
Coprivaso rimovibile in duroplast con chiusura tradizionale. Peso 2,5 Kg

Removable duroplast seat-cover with traditional closing system. Weight 2,5 Kg

Cod. **IN020BI**

Coprivaso rimovibile in duroplast con chiusura rallentata. Peso 2,5 Kg

Removable duroplast seat-cover with soft-closing system. Weight 2,5 Kg



Cod. **VA132**

Riduttore flusso di scarico.

Flow reductor.



Cod. **FI002**

Staffa di fissaggio a "L". Peso 2,5 kg.

Fixing brackets for W/H sanitary. Weight 2,5 kg.



Cod. **PU001**

Protezione antiurto e acustica. Peso 0,2 kg.

Acoustic and crash protection. Weight 0,2 kg.