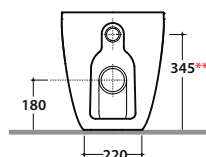
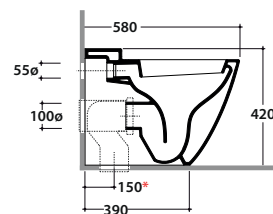
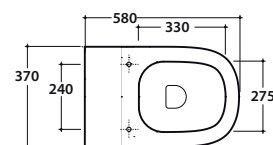


STOCKHOLM VASO TERRA LA001.BI

GLOBO



Cod. LA001.BI

Vaso a terra con carico e scarico acqua regolabile MULTI. Scarico parete trasformabile a pavimento tramite curva tecnica fornita a richiesta. Installazione filo parete. Scarico 4,5 / 3 Lt.

Completo di FISSAGGIQGHOST®. Peso 27 kg

Floor mounted WC with adjustable water inlet/outlet MULTI. Wall drain turning into floor drain by means of the PVC pipe supplied on demand. Back to wall installation. Drain 4,5 / 3 Lt.

FISSAGGIQGHOST® fixing kit included. Weight 27 kg.



Cod. LA019BI

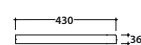
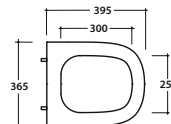
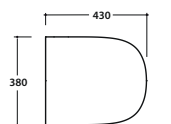
Coprivaso in termoindurente rimovibile. Peso 3 kg.

Thermo-setting seat-cover removable. Weight 3 kg.

Cod. LA020BI

Coprivaso in termoindurente chiusura rallentata rimovibile. Peso 3 kg.

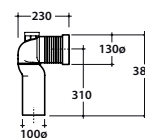
Thermo-setting seat-cover with soft-closing system removable. Weight 3 kg.



Cod. VA077*

Raccordo per scarico a pavimento regolabile da 6 a 12 cm ø 10.

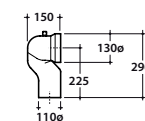
Elbow pipe for floor drain. Adjustable 6/12 cm ø 10.



Cod. VA079*

Curva tecnica per lo scarico a pavimento regolabile da 13 a 16 cm ø 11.

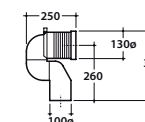
Elbow pipe for floor drain. Adjustable 13/16 cm ø 11.



Cod. VA078*

Raccordo per scarico a pavimento regolabile da 17 a 21 cm ø 10.

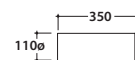
Elbow pipe for floor drain. Adjustable 17/21 cm ø 10.



Cod. VA076

Raccordo per scarico a parete cm. 35

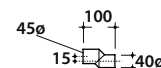
Pipe for wall drain 35cm.



Cod. VA086**

Raccordo eccentrico per entrata acqua h 36 cm o h 33 cm ø 4.

Eccentric pipe for water inlet 36/33 cm ø 4.



Cod. VA132

Riduttore flusso di scarico.

Flow reductor.