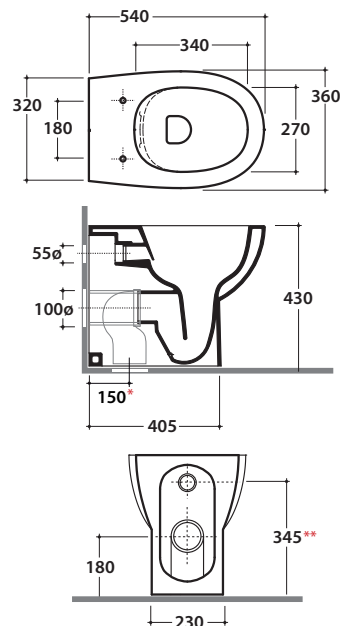


4ALL VASO MD003.BI

GLOBO



Cod. **MD003.BI**

Vaso terra SENZABRIDA® 54.36 cm con carico e scarico regolabile MULTI.
 Scarico 4,5/3 Lt. Completo di fissaggi. Peso 24 kg.
 Back to wall wc SENZABRIDA® 54.36 cm with adjustable water inlet/outlet MULTI.
 Drain 4,5/3 Lt. fixing kit included. Weight 24 kg.

*Quote d'installazione standard- Standard installation measures

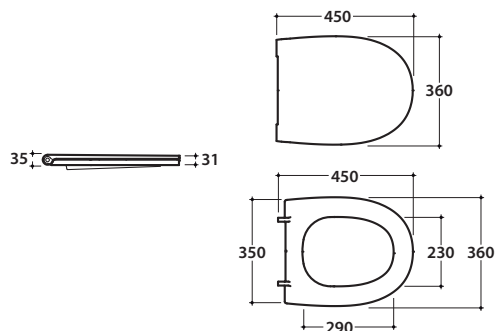


Cod. **MD019.BI**

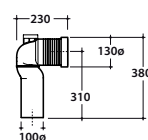
Coprivaso in termoindurente. Peso 3kg.
 Thermo-setting seat-cover. Weight 3 kg.

Cod. **MD020.BI**

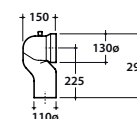
Coprivaso in termoindurente chiusura rallentata. Peso 3kg.
 Thermo-setting seat-cover with soft closing system. Weight 3 kg.



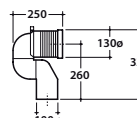
Cod. **VA077***
 Raccordo per scarico a pavimento regolabile da 6 a 11 cm ø 10.
 Elbow pipe for floor drain. Adjustable 6/11 cm ø 10.



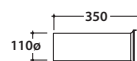
Cod. **VA079***
 Curva tecnica per lo scarico a pavimento regolabile da 12 a 15 cm ø 11.
 Elbow pipe for floor drain. Adjustable 12/15 cm ø 11.



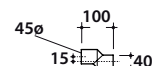
Cod. **VA078***
 Raccordo per scarico a pavimento regolabile da 16 a 20 cm ø 10.
 Elbow pipe for floor drain. Adjustable 16/20 cm ø 10.



Cod. **VA076**
 Raccordo per scarico a parete cm. 35
 Pipe for wall drain 35cm.



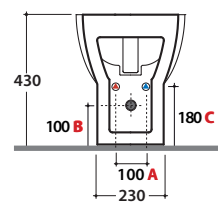
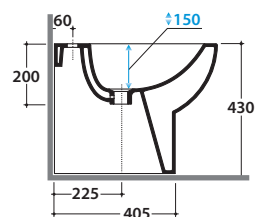
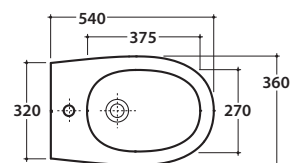
Cod. **VA086****
 Raccordo eccentrico per entrata acqua h 33 cm o h 36 cm ø 4.
 Eccentric pipe for water inlet 33/36 cm ø 4.



Cod. **VA132**
 Riduttore flusso di scarico.
 Flow reductor.

4ALL BIDET MD009.BI

GLOBO



A - da 50 a 120 **B** - da 85 a 130 **C** - da 170 a 220

Cod. **MD009.BI**

Bidet a terra monoforo con carico e scarico acqua regolabile.

Installazione filo parete. Completo di fissaggi. Peso 21kg.

Floor mounted bidet one hole with adjustable water inlet/outlet.

Back to wall installation. Fixing kit included. Weight 21 kg.