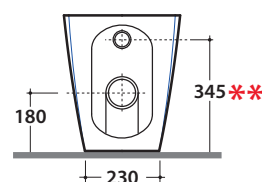
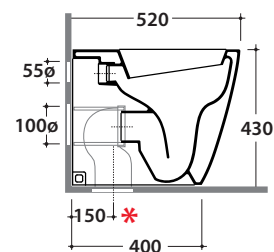
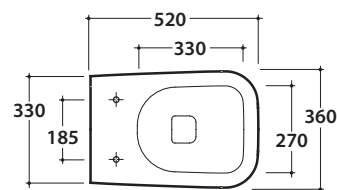


STONE VASO ST002.BI

GLOBO



Cod. **ST002.BI**

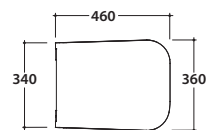
Vaso a terra 52.36 cm con carico e scarico regolabile MULTI. Scarico parete trasformabile a pavimento tramite curva tecnica fornita a richiesta. Installazione fi lo parete.

Scarico 4,5/3 Lt. Completo di FISSAGGIOGHOST®. Peso 26 Kg

Floor mounted wc 52.36 cm with adjustable water inlet/outlet MULTI. Wall drain turning into floor drain by means of the PVC pipe supplied on demand. Back to wall installation. Drain 4,5/ 3 Lt.FISSAGGIOGHOST® fixing kit included. Weight 26 kg.

Cod. **ST021BI**

Coprivaso rimovibile in duroplast con chiusura tradizionale. Peso 3 Kg
Removable duroplast seat-cover with traditional closing system. Weight 3 Kg



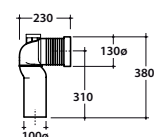
Cod. **ST022BI**

Coprivaso rimovibile in duroplast con chiusura rallentata. Peso 3 Kg
Removable duroplast seat-cover with soft-closing system. Weight 3 Kg



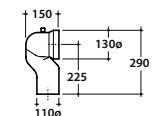
Cod. **VA077***

Raccordo per scarico a pavimento regolabile da 6 a 11 cm ø 11.
Elbow pipe for floor drain. Adjustable 6/11 cm ø 11.



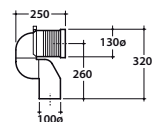
Cod. **VA079***

Curva tecnica per lo scarico a pavimento regolabile da 13 a 15 cm ø 10.
Elbow pipe for floor drain. Adjustable 13/15 cm ø 10.



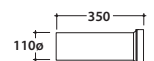
Cod. **VA078***

Raccordo per scarico a pavimento regolabile da 16 a 20 cm ø 10.
Elbow pipe for floor drain. Adjustable 16/20 cm ø 10.



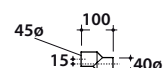
Cod. **VA076**

Raccordo per scarico a parete cm. 35
Pipe for wall drain 35cm.



Cod. **VA086****

Raccordo eccentrico per entrata acqua h 33 cm o h 36 cm ø 4.
Eccentric pipe for water inlet 33/36 cm ø 4.



Cod. **VA132**

Riduttore flusso di scarico.
Flow reductor.